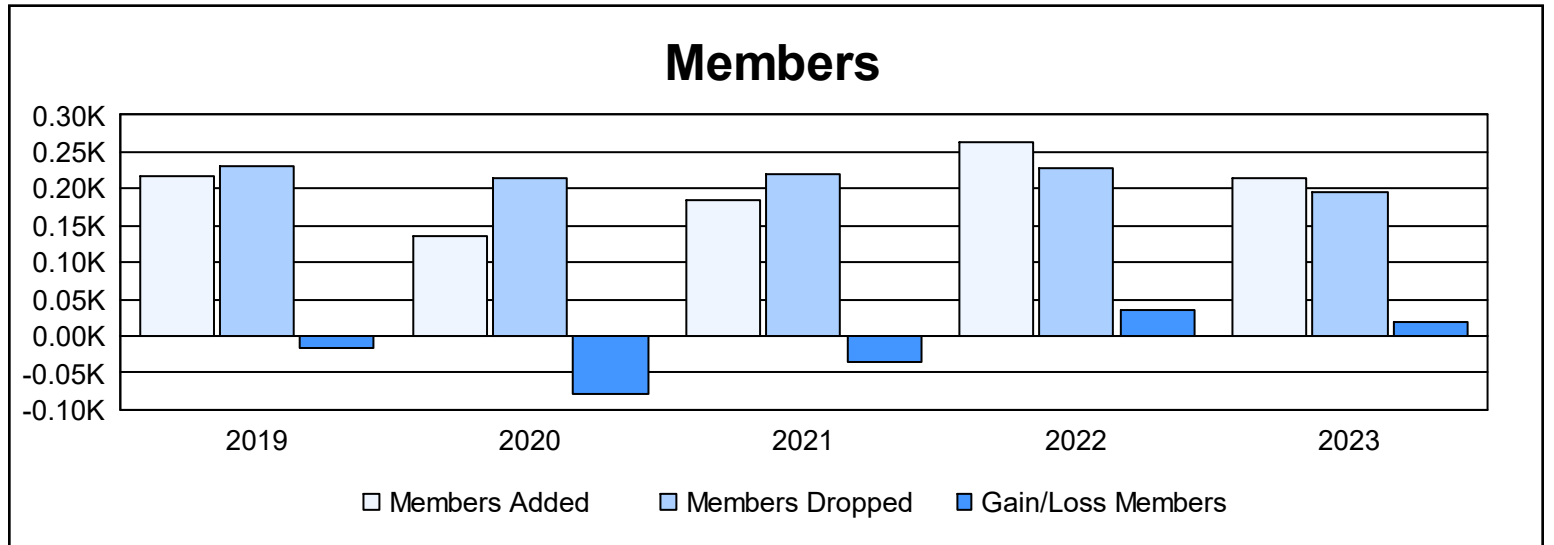
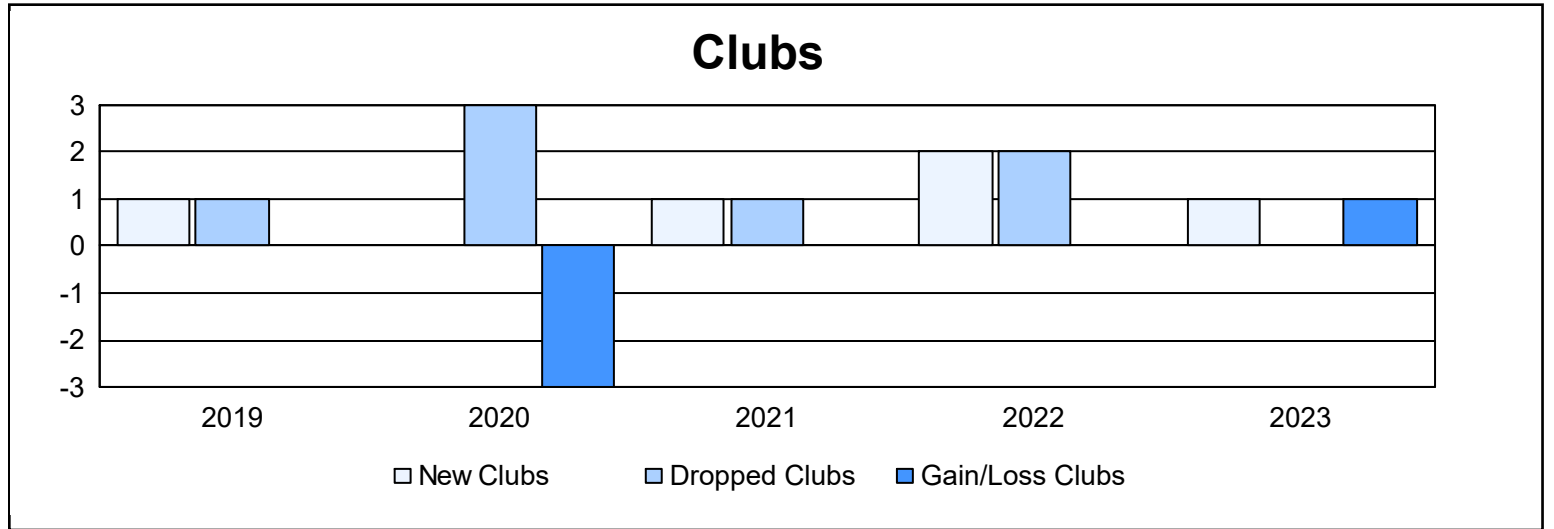
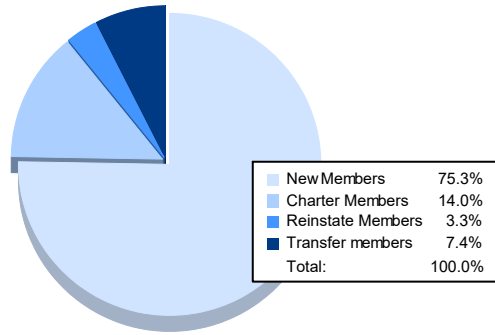


| Year | New Clubs | Dropped Clubs | Gain/ Loss Clubs | New Members | Charter Members | Reinstate Members | Transfer Members | Total Member Added | Total Members Dropped | Gain/ Loss Members |
|----------------|-----------|---------------|------------------|-------------|-----------------|-------------------|------------------|--------------------|-----------------------|--------------------|
| 2018-2019 | 1 | 1 | 0 | 171 | 23 | 9 | 13 | 216 | 231 | -15 |
| 2019-2020 | 0 | 3 | -3 | 119 | 0 | 5 | 12 | 136 | 215 | -79 |
| 2020-2021 | 1 | 1 | 0 | 125 | 44 | 8 | 8 | 185 | 221 | -36 |
| 2021-2022 | 2 | 2 | 0 | 189 | 47 | 9 | 18 | 263 | 229 | 34 |
| 2022-2023 | 1 | 0 | 1 | 162 | 30 | 7 | 16 | 215 | 195 | 20 |
| Average | 1 | 1 | 0 | 153 | 29 | 8 | 13 | 203 | 218 | -15 |



Membership Composition June 2023 Cumulative



Gender Composition June 2023 Cumulative

